


GRILLES AND METAL SHUTTERS

Central motor CENTRIS S, M, L, XL, XXL




- **100% conformed to European standards:** CENTRIS has been designed to guarantee the highest level of security and thus, perfectly meet the requirements of the European standards.
- **Robust and reliable, it is designed to last:** in order to provide you a high quality motor, CENTRIS is designed with reliable, strong materials and with patented systems and technologies (enduring fixing system, protection box for the end-limit system,...).
- **A range to meet all needs:** thanks to a wide combination of torques / motor diameters / crown diameters, you will be sure to find in the CENTRIS range, the motor you need (see the chart on the back of the page).
- **Easy and very quick adjustment:** the progressive system equipped with memory rings allows an easy and quick adjustment: only one opening and closing are needed to set CENTRIS! This reliable adjustment system gives the opportunity to save time during installation.
- **Total protection:** the end-limit system is integrated into a protection box. In this way, it is protected against collisions.



CENTRIS motor



- Torque guaranteed throughout the entire operating, until the thermal cut-out.
- Built-in brake inside the motorization, ensuring an immediate stop of the closure.
- The installer is protected, there is no access to the live parts.
- End-limit system is integrated into a protective box.



Selection charts

The choice of the motor depends on:

- The shutter weight
- The central tube diameter (Ø60 or Ø76)
- The spring box (Ø200, Ø220 or Ø240)

Motor	Crown Ø 200		Crown Ø 220		Crown Ø 240	
	Nominal	Maxi *	Nominal	Maxi *	Nominal	Maxi *
CENTRIS S	100 kg	120 kg	90 kg **	110 kg **	-	-
CENTRIS M	160 kg	200 kg	150 kg **	190 kg **	-	-
CENTRIS L	220 kg	250 kg	200 kg **	230 kg **	180 kg	210 kg
CENTRIS XL	-	-	255 kg	270 kg	230 kg	245 kg
CENTRIS XXL	-	-	350 kg	385 kg	330 kg	365 kg

Selection charts and limits of use are given for information and vary according to each installation characteristics. That can not commit the salesman or manufacturer's responsibility at all. For any special case, please consult us.

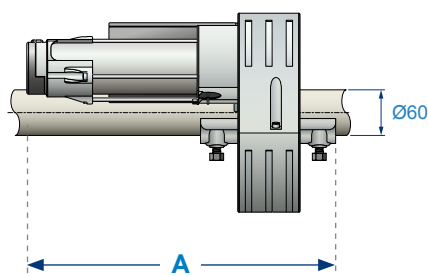
* Lifiable weight for a perfectly balanced curtain, without resistance at any point of the operating stroke length.

** With adaptation (9016731)

Technical characteristics

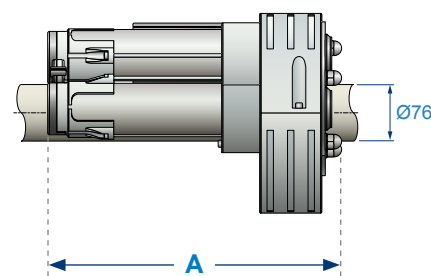
CLAMP FIXING FOR MOTOR

Version for tube Ø 60



CLAMPING JAWS FOR MOTOR

Version for tube motor Ø 76 and for motors XXL Ø 60



SETTING
THERMAL CUT-OUT
NUMBER OF CYCLES PER DAY
PROTECTION INDEX
STANDARD CABLE
DECLUTCHING CABLE
DECLUTCHING

Semi-automatic setting system, with memory rings.
4 minutes
10 non consecutive
IPX4
White, H05 VV-F, 4 meters length (unsheathed, stripped and with lug)
6 meters length
The motors are delivered with the declutching kit (ref. 9017544)

References

Also available in multiple packagings. Please contact us.

230V - 50HZ POWER SUPPLY **WITH BRAKE AND DECLUTCHING**

DESCRIPTION	TORQUE	POWER	CURRENT	SPEED	END-LIMIT CAPACITY	DIAMETER OF TUBE	CROWN	WEIGHT	LENGTH	REFERENCES
									A	x 1
CENTRIS S	60 Nm	230 W	1 A	10 rpm	12 rounds	60 mm	200 mm **	6,74 Kg	360 mm	2008527
CENTRIS M	75 Nm	300 W	1,3 A	10 rpm	12 rounds	60 mm	200 mm	7,94 Kg	342 mm	2007112
CENTRIS M	75 Nm	300 W	1,3 A	10 rpm	12 rounds	60 mm	220 mm *	8,45 Kg	342 mm	2007114
CENTRIS L	100 Nm	360 W	1,6 A	10 rpm	12 rounds	60 mm	200 mm	8,21 Kg	357 mm	2007117
CENTRIS L	100 Nm	360 W	1,6 A	10 rpm	12 rounds	60 mm	220 mm *	8,72 Kg	357 mm	2007120
CENTRIS L	100 Nm	360 W	1,6 A	10 rpm	12 rounds	76 mm	220 mm *	8,53 Kg	342 mm	2007124
CENTRIS L	100 Nm	360 W	1,6 A	10 rpm	12 rounds	76 mm	240 mm	9,43 Kg	342 mm	2007231
CENTRIS XL	140 Nm	450 W	2 A	10 rpm	12 rounds	60 mm	220 mm	9,05 Kg	372 mm	2007125
CENTRIS XL	140 Nm	450 W	2 A	10 rpm	12 rounds	76 mm	220 mm	8,75 Kg	357 mm	2007128
CENTRIS XL	140 Nm	450 W	2 A	10 rpm	12 rounds	76 mm	240 mm	10,22 Kg	357 mm	2007232
CENTRIS XXL	200 Nm	650 W	2,85 A	10 rpm	12 rounds	60 mm	220 mm	12,62 Kg	342 mm	2007129
CENTRIS XXL	200 Nm	650 W	2,85 A	10 rpm	12 rounds	76 mm	220 mm	12,47 Kg	342 mm	2007131
CENTRIS XXL	200 Nm	650 W	2,85 A	10 rpm	12 rounds	76 mm	240 mm	13,40 Kg	342 mm	2007134

230V - 50HZ POWER SUPPLY **WITHOUT BRAKE AND DECLUTCHING**

DESCRIPTION	TORQUE	POWER	CURRENT	SPEED	END-LIMIT CAPACITY	DIAMETER OF TUBE	CROWN	WEIGHT	LENGTH	REFERENCES
									A	x 1
CENTRIS M	75 Nm	300 W	1,3 A	10 rpm	12 rounds	60 mm	200 mm	7,47 Kg	342 mm	2007113
CENTRIS M	75 Nm	300 W	1,3 A	10 rpm	12 rounds	60 mm	220 mm *	7,98 Kg	342 mm	2007115
CENTRIS L	100 Nm	360 W	1,6 A	10 rpm	12 rounds	60 mm	200 mm	7,68 Kg	357 mm	2007118
CENTRIS L	100 Nm	360 W	1,6 A	10 rpm	12 rounds	60 mm	220 mm *	6,8 Kg	357 mm	2007121
CENTRIS XL	140 Nm	450 W	2 A	10 rpm	12 rounds	60 mm	220 mm	8,44 Kg	372 mm	2007126



Attention, this version of CENTRIS motors is not intended for the European market.

220V - 60HZ POWER SUPPLY **WITH BRAKE AND DECLUTCHING**

DESCRIPTION	TORQUE	POWER	CURRENT	SPEED	END-LIMIT CAPACITY	DIAMETER OF TUBE	CROWN	WEIGHT	LENGTH	REFERENCES
									A	x 1
CENTRIS 90	90 Nm	380 W	1,80 A	12 rpm	12 rounds	60 mm	220 mm *	8,70 Kg	357 mm	2007138
CENTRIS 170	170 Nm	780 W	3,7 A	12 rpm	12 rounds	60 mm	220 mm	12,23 Kg	342 mm	2007140
CENTRIS 170	170 Nm	780 W	3,7 A	12 rpm	12 rounds	76 mm	240 mm	13,84 Kg	342 mm	2007141

220V - 60HZ POWER SUPPLY **WITH BRAKE AND DECLUTCHING**

DESCRIPTION	TORQUE	POWER	CURRENT	SPEED	END-LIMIT CAPACITY	DIAMETER OF TUBE	CROWN	WEIGHT	LENGTH	REFERENCES
									A	x 1
CENTRIS 100	100 Nm	390 W	3,3 A	12 rpm	12 rounds	60 mm	200 mm	8,41 Kg	357 mm	2007119
CENTRIS 100	100 Nm	390 W	3,3 A	12 rpm	12 rounds	60 mm	220 mm *	8,92 Kg	357 mm	2007123
CENTRIS 200	200 Nm	790 W	6,6 A	12 rpm	12 rounds	60 mm	220 mm	12,33 Kg	342 mm	2007130
CENTRIS 200	200 Nm	790 W	6,6 A	12 rpm	12 rounds	76 mm	220 mm	12,96 Kg	342 mm	2007133

* crown 200mm with adaptation

** to pass in 220mm: you must add the adaptation ref. 9016731

Accessories



ADAPTOR SETS FOR TUBES Ø34, Ø42 OR Ø48 MM
 - These kits give the opportunity to implement CENTRIS in mechanisms using Ø34, Ø42 or Ø48mm tube.
 These kits can be used with CENTRIS M or L for Ø60 mm tube.

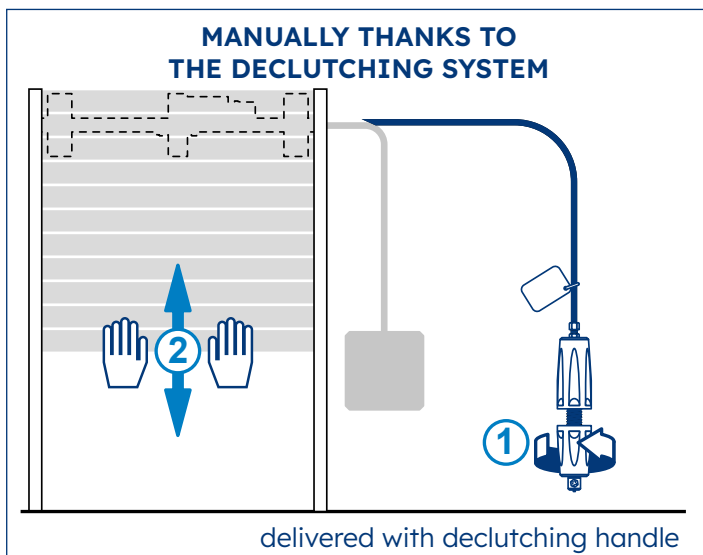
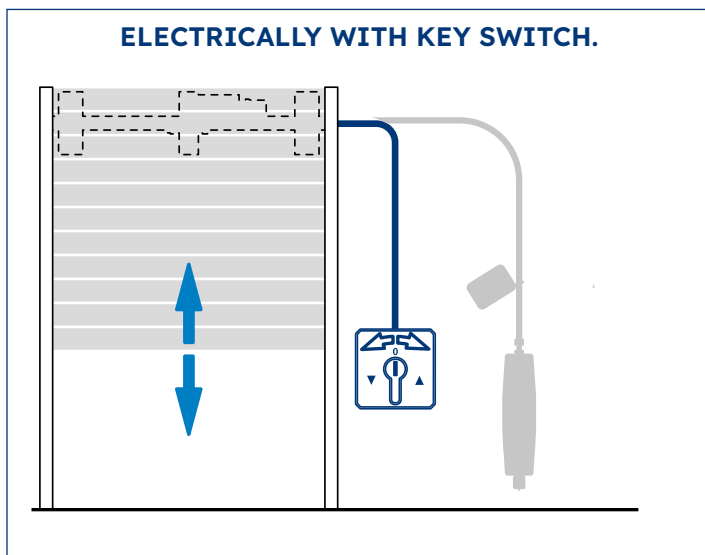


ADAPTOR SETS FOR CROWN
 - adaptor set for crown to Ø 200 mm until Ø 220 mm.
 - adaptor set for crown to Ø 220 mm until Ø 240 mm.

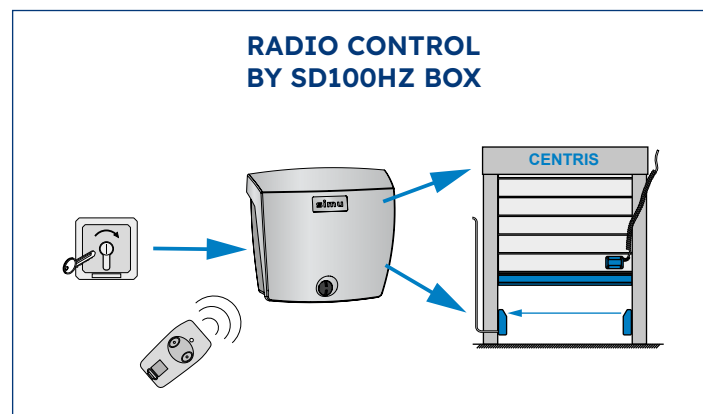
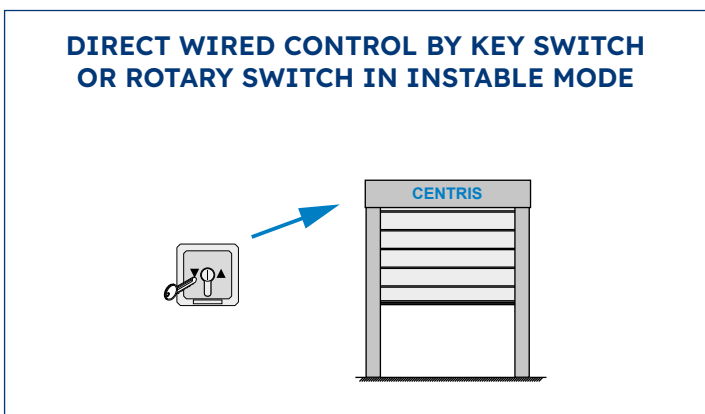


DECLUTCHING SET
 - Declutching by declutching handle for an immediate declutching, making the manual operation of the curtain possible.
 - A declutching kit (a handle, a 6m cable, an instruction sheet) is delivered with CENTRIS motors, which are equipped with a built-in brake.

Use



Compatibility



Zone industrielle les Giranaux
 70100 Arc-lès-Gray - France
 T. +33 (0)3 84 64 75 00
 @ service@simu.com



www.simu.com